U300X/U250X/U310W/U260W Quick Setup Guide

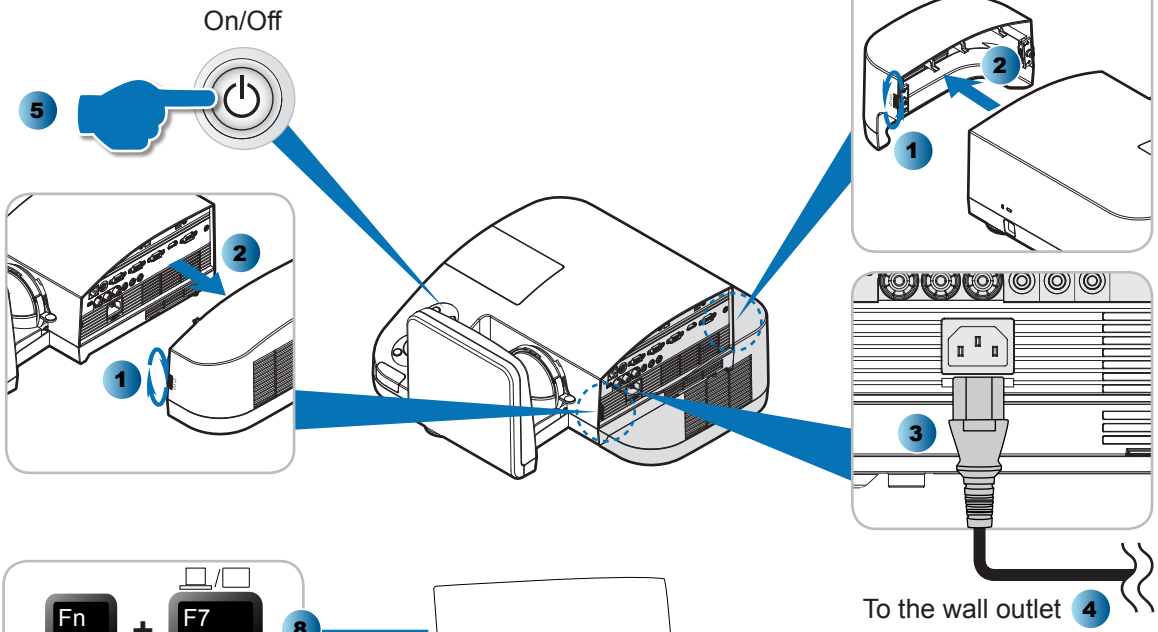

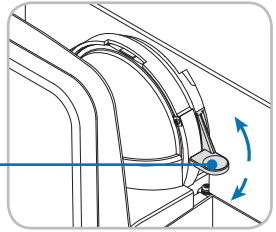

9

Adjust Focus
Régler la mise au point
Stellen Sie den Fokus ein
Ajuste el enfoque
Regolare la messa a fuoco
Ajuste da focagem
Justera fokus
Настройте фокусировку
调整焦距
초점 조절
Wyreguluj Ostrość
Élességállítás
Προσαρμογή Εστίασης
Odağı Ayarla
Pas de scherpstelling aan
Juster Fokus
Projektorin tarkennuksen säätö
Juster fokus
Upravit zaostření
ضبط البؤرة

Fn + F7 CRT/LCD

8

Toggle Output Settings	
Compaq	[Fn] + [F4]
Dell	[Fn] + [F8]
Gateway	[Fn] + [F4]
Hewlett Packard	[Fn] + [F4]
IBM	[Fn] + [F7]
NEC	[Fn] + [F3]
Toshiba	[Fn] + [F5]

Macintosh Apple :

System Preferences⇨Display⇨ Arrangement⇨Mirror display

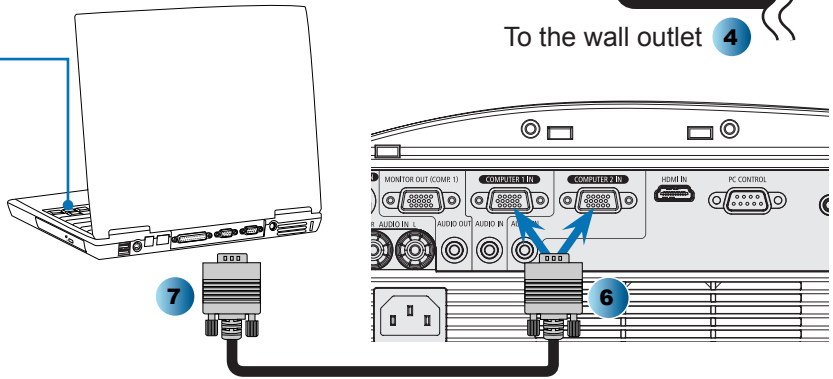

7N8N1121
© NEC Display Solutions, Ltd. 2010
Ver 1 11/10
Printed in China
P/N 36.8JC02G001-A