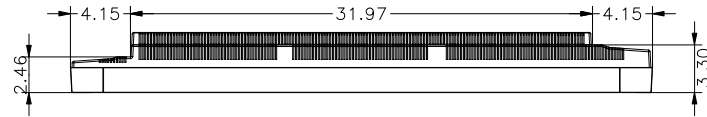
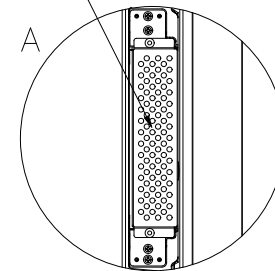
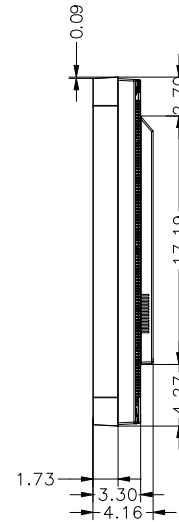
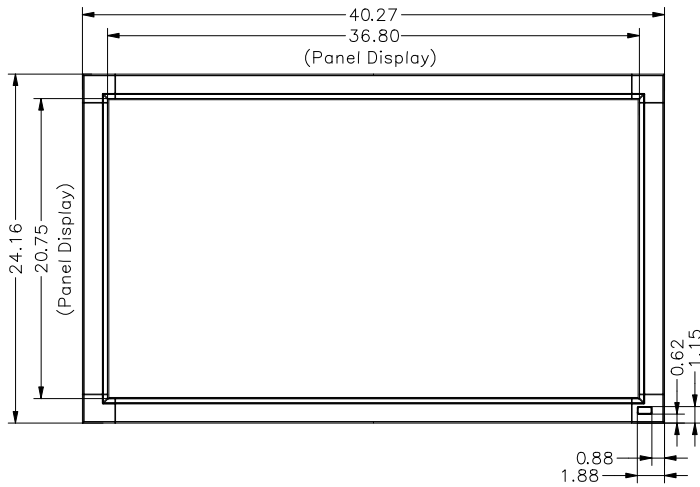
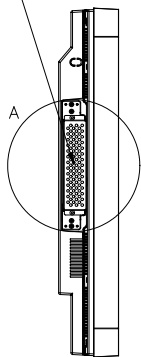


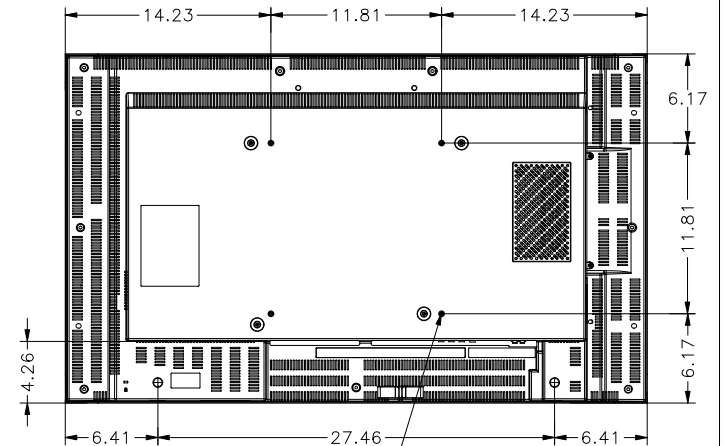
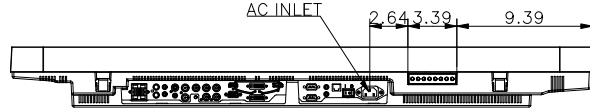
OPS OR OPTION CARD COMPATIBLE
AT SEPARATE TIMES



OPS/OPTION SLOT



AC INLET



300x300mm MOUNTING HOLE PATTERN/
FOR MOUNT UNIT (M6 Depth 16mm)
4-HOLE PATTERN

THE INFORMATION AND DESIGNS CONTAINED
IN THIS DRAWING ARE CONFIDENTIAL AND THE
PROPRIETARY PROPERTY OF NEC DISPLAY SOLUTIONS.
NEITHER THIS DESIGN NOR ANY INFORMATION
CONTAINED IN THIS DRAWING MAY BE
REPRODUCED OR DISCLOSED TO OTHERS
WITHOUT THE EXPRESS WRITTEN CONSENT OF
NEC DISPLAY SOLUTIONS.
DISTANCES MAY VARY UP TO 5%.

Model: V422

Scale: 1:1

Unit: Inches

NEC

500 Park Boulevard, Suite 1100
Itasca, IL 60143
Telephone: (630) 467-3000