

# NEC Direct View LED L015i (1.58mm indoor)



## NEC Direct View LED - Intelligent display solutions for a brighter world

NEC's direct view indoor LED displays provide crystal clear images for the ultimate visual experience through 24bit processing and color matched LEDs. Optimum display resolution can be achieved regardless of viewing distance with pixel spacing options from 1.2mm to 6mm; plus, the front serviceable module allows easy access and quick maintenance when needed. Designed for vibrant and colorful content visualization, the NEC

direct view indoor LED series is the ideal solution for auditoriums, reception areas, retail stores, control and meeting rooms, museums, broadcast studios and airports or train stations. NEC offers full design & planning services plus post installation support, ensuring you get a custom tailored solution allowing you to focus on what's most important – your business.


### BENEFITS

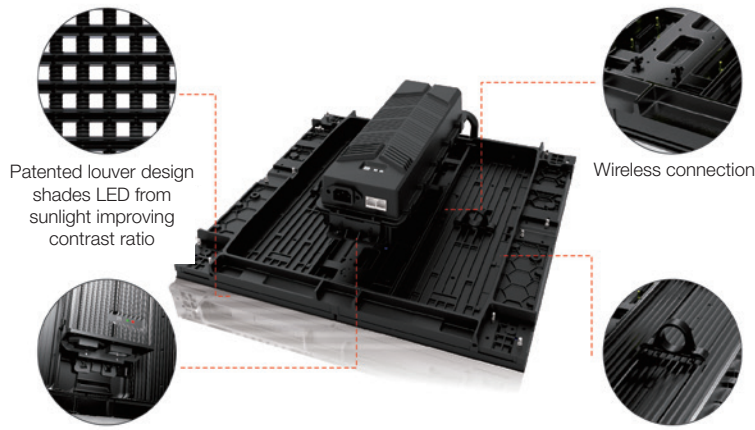
**Ultimate Versatility** - the modular design allows for maximum flexibility of the available space.

**Easy maintenance** - quick access via the front and rear serviceable module.


**Secure Investment** - 100,000 hours lifespan provides a lower total-cost-of-ownership over other technologies.

**Quality product** - color and brightness matched LED from bin 1 top tier manufacturing.





Convex or concave curve options



LED control capable of 8K with 24 bit color



24 bit color process depth



16 bit color process depth

DISPLAY	
Pixel Configuration	3-in-1 SMD (Black)
Number of Pixel per module	304 x 304
Pixel Pitch [mm]	1.58
Brightness (typ.) [cd/m <sup>2</sup> ]	800
Lifetime (50% Brightness)	100,000 hours
Contrast Ratio (typ.)	3000:1
Viewing Angle [°]	78/78 horizontal / 78/78 vertical
Dimming Capability	100 levels
Color Processing	24 bit
Color	16.7 million
LED Refresh Rate [Hz]	3840
Frame Rate	60
POWER CONSUMPTION	
Maximum [Watt/sqm]	716 (all white image at maximum brightness)
ENVIRONMENTAL CONDITIONS	
Operating Temperature	32° to 104°F / 0° to 40°C
Operating Humidity [%]	10 to 90
MECHANICAL	
Dimensions (W x H x D) [mm]	18.9 x 18.9 x 3.5" (480 x 480 x 89mm)
Weight [kg]	17.6lbs (8kg)
Curved Display Option	2.5° / 5° / 7.5°
ADDITIONAL FEATURES	
Servicability	Front & Rear Service
IP Level	IP30
Certifications	CCC; CE; ETL; FCC Class B; ROHS
Warranty	3 years